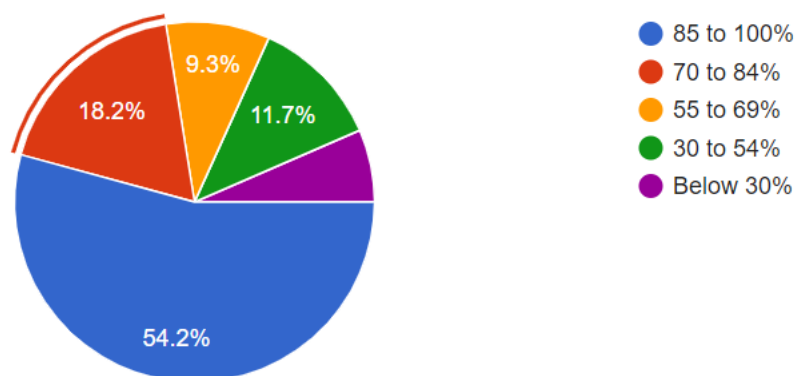


STUDENT SATISFACTION SURVEY FEEDBACK SUMMARY

2020-2021

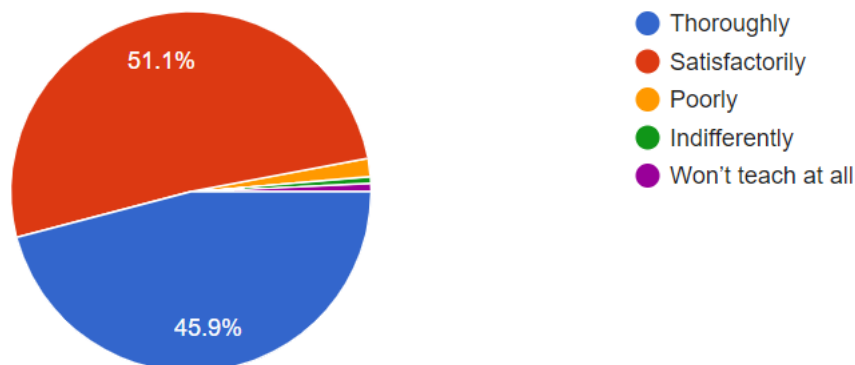
As part of AQAR of Government College for Women (A), Guntur for the academic year 2020-2021 the college have conducted a survey named **“Student satisfaction survey feedback summary”** among the students numbered 606 from different streams including BA, B.Com and B.Sc. this survey included 20 questions regarding different academic activities taking place in the college as part of the overall development of the students. The survey results are presented in this document using 20 pie-diagrams for 20 questions.

1. How much of the syllabus was covered in the class?



- Responses have been collected from the students under the above question ‘How much of the syllabus was covered in the class.’ 54.2 per cent of the students have responded that 85 to 100 per cent syllabus was covered in their semesters, whereas 18.2 per cent have stated 70 to 84 per cent, 9.3 per cent have stated 55 to 69 per cent, 11.7 per cent have stated 30 to 54 and 6.5 per cent of the students have stated it as below 30 per cent.

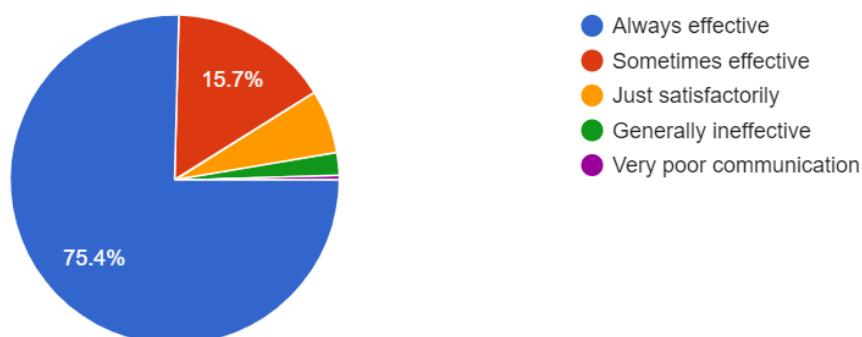
2. How well did the teachers prepare for the classes?



- Under this question the response from the 45.9 per cent of the students is thoroughly prepared by the teacher and 51.1%, 1.6%, 0.6%, 0.7 per cent of the students

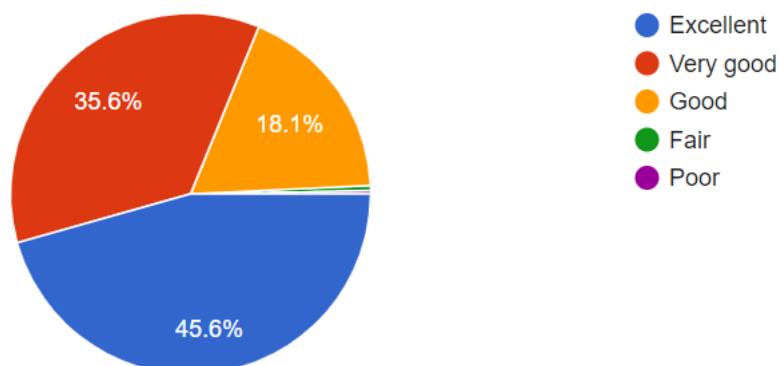
responded that it is satisfactory, poor, indifferently and won't teach at all respectively.

3. How well were the teachers able to communicate?



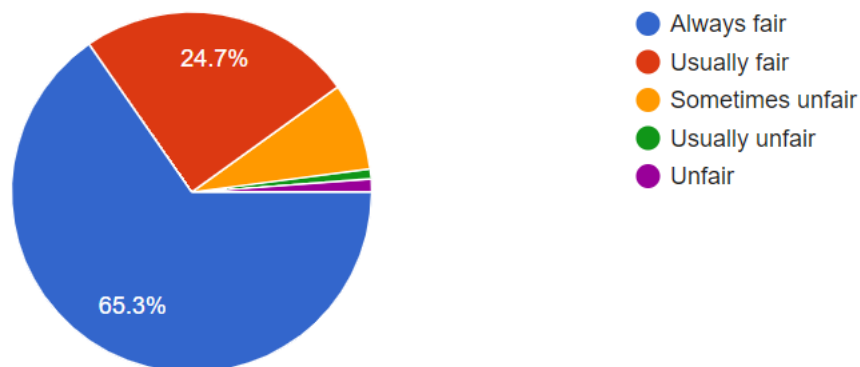
- For the above question 75.4 per cent of the student respondents have responded that it is always effective, 15.7 per cent stated that it is sometimes effective, 6.2 per cent mentioned it is just satisfactory, 2.2 per cent stated generally ineffective and 0.4 per cent remarked it as very poor communication

4. The teacher's approach to teaching can best be described as



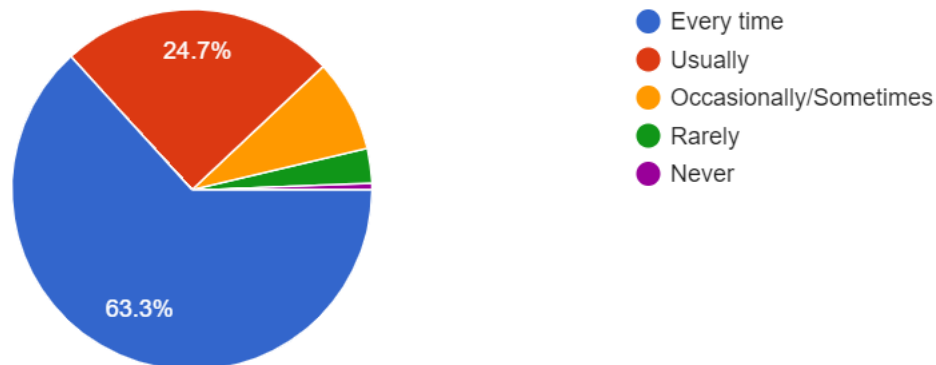
- Responses have been collected from the students under the above question 'How much of the syllabus was covered in the class'. 45.6 per cent of the students have responded that it is excellent, 35.6 per cent and 18.1 per cent have responded very good and good respectively, 0.4 per cent and 0.3 per cent have responded that the approach was fair and poor respectively

5. Fairness of the internal evaluation process by the teachers.



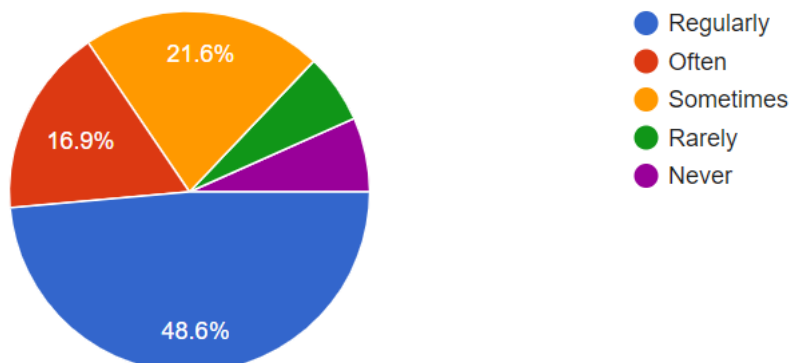
- Under this question 65.3% of respondents have opined that the internal evaluation process by the teachers is always fair, 24.7% stated that it is usually fair, 7.9% have opined that it is sometimes unfair, 0.9% and 1.2% have opined usually unfair and unfair respectively.

6. Was your performance in assignments discussed with you?



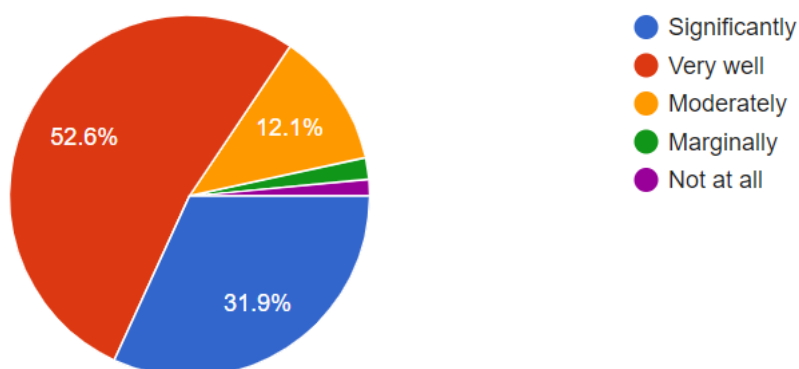
- Under this enquiry 63.3% students stated that the assignments were discussed with them, whereas 24.7% students mentioned that it was usually discussed, 8.3%, 3.1% and 0.6% students said that the assignment was occasionally discussed, rarely discussed and never discussed respectively.

7. The institute takes active interest in promoting internship, student exchange, field visit opportunities for students



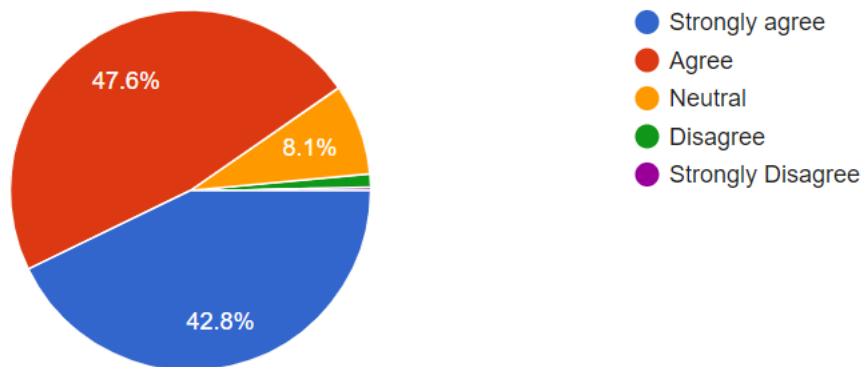
- Stated regularly by 48.6% students, whereas 16.9% of students have stated that it was conducted often, 21.6% stated that it was conducted sometimes, 6.2% and 6.7% students have claimed that it was rarely conducted and never conducted respectively.

8. The teaching and mentoring process in your institution facilitates you in cognitive, social and emotional growth.



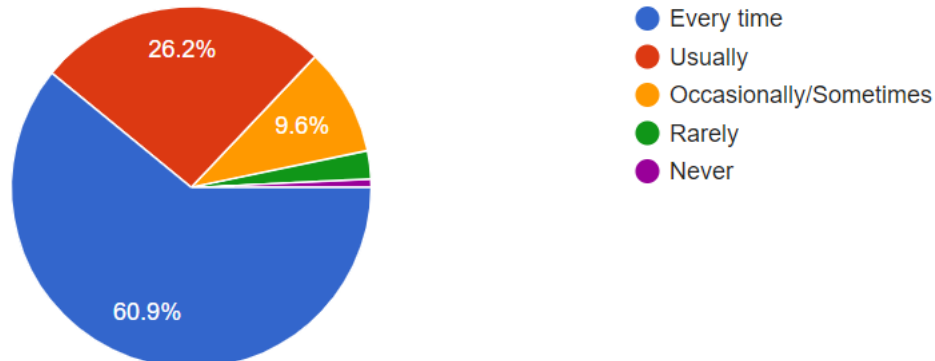
- 31.9% of the students opined that the teaching and mentoring process facilitates in cognitive, social and emotional growth, 52.6%, 12.1%, 1.9%, 1.5% students that it helped very well, moderately, marginally and not at all respectively.

9. The institution provides multiple opportunities to learn and grow.



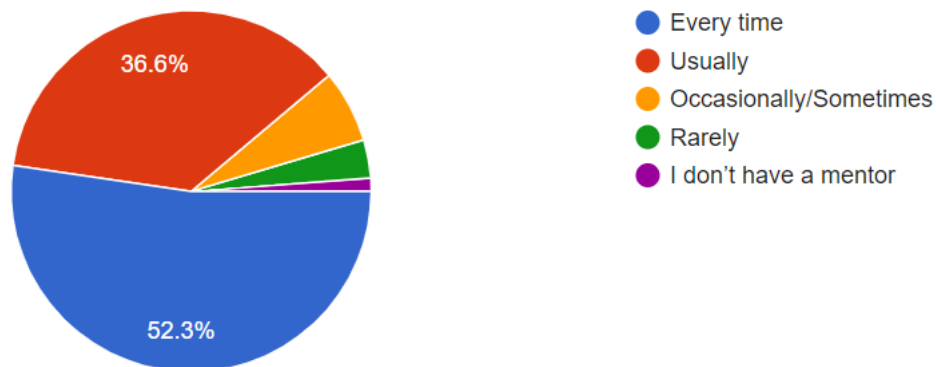
- 42.8% of the students strongly agree that the institution provides multiple opportunities to learn and grow, 47.6% of the students agree that the institution provides multiple opportunities to learn and grow, 8.1% of students are neutral towards this opinion, 1.2% and 0.3% of students disagree and strongly disagree respectively to this opinion.

10. Teachers inform you about your expected competencies, course outcomes and programme outcomes.



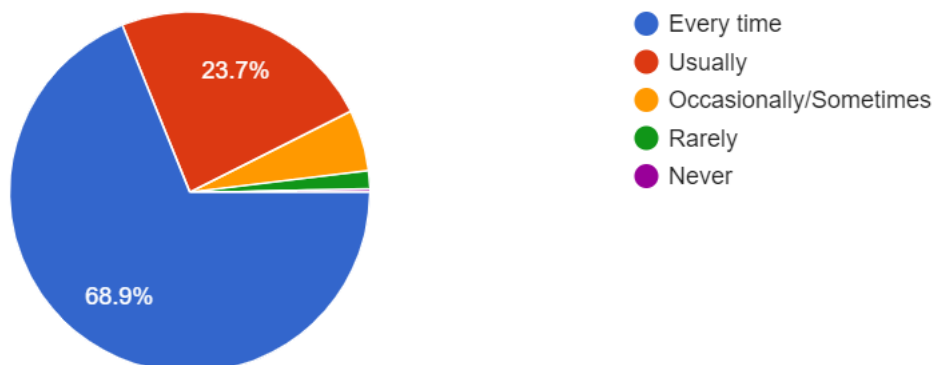
- 60.9% of the students stated that the teachers every time inform about students expected competencies, course outcomes and programme outcomes. 26.2% of the students stated that it is usually discussed, 9.6% of students stated occasionally, 2.5% and 0.7% of students stated rarely informed and never informed respectively.

11. Your mentor does a necessary follow-up with an assigned task to you.



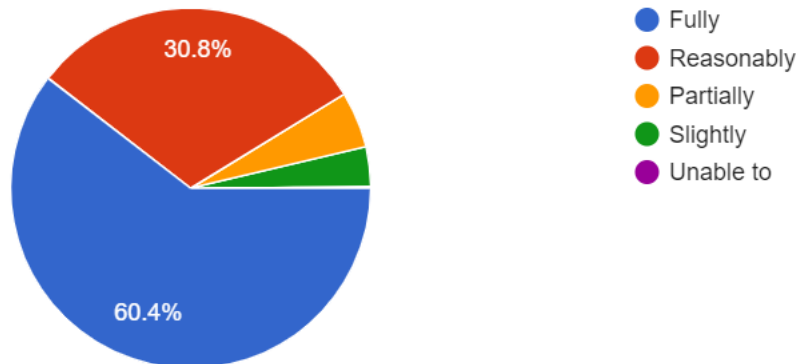
- 52.3% of students stated that the mentor has followed up every time with the assigned task, 36.6% of students opined that it is usually followed up, 6.5%, 3.4% and 1.2% have stated that it is occasionally followed up, rarely followed up and don't have a mentor respectively.

12. The teachers illustrate the concepts through examples and applications.



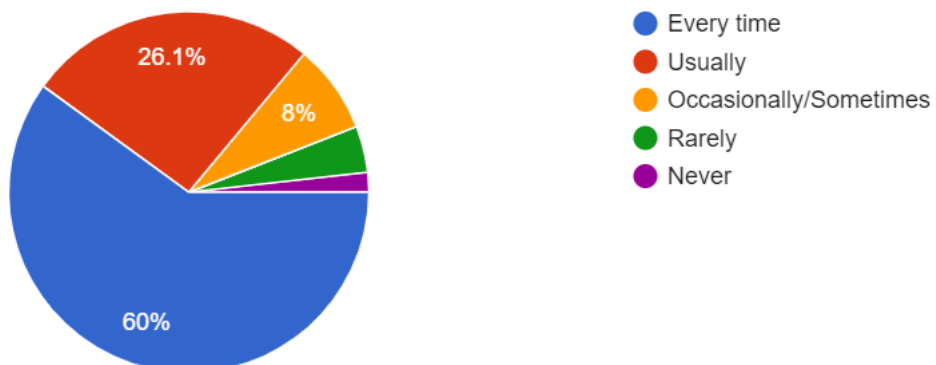
- The students comprising of 68.9% have stated that the teachers illustrate the concepts through examples and applications every time, 23.7% students stated that it is usually illustrated by teachers, 5.5% students opined that it is occasionally illustrated, 1.6% and 0.3% of students stated that it is rarely illustrated and never illustrated respectively.

13. The teachers identify your strengths and encourage you with providing right level of challenges.



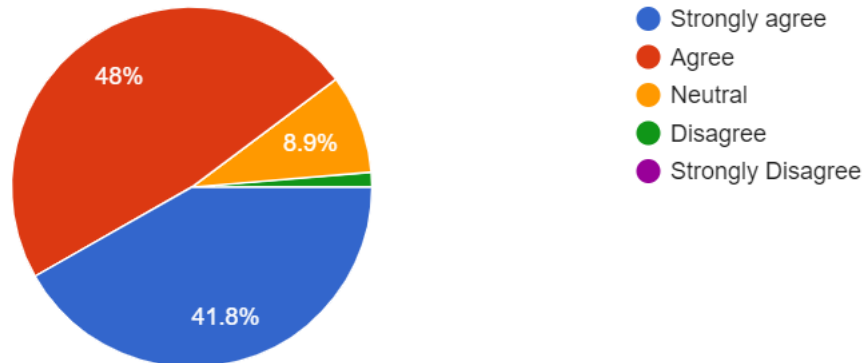
- Under this enquiry 60.4% students mentioned that teachers fully identify student's strengths and encourage with providing right level of challenges. 30.8% of students have said that it is reasonably identified, 5% of students stated it partially, 3.6% of students stated slightly and none of the students expressed that the teachers are unable to identify their strengths.

14. Teachers are able to identify your weaknesses and help you to overcome them.



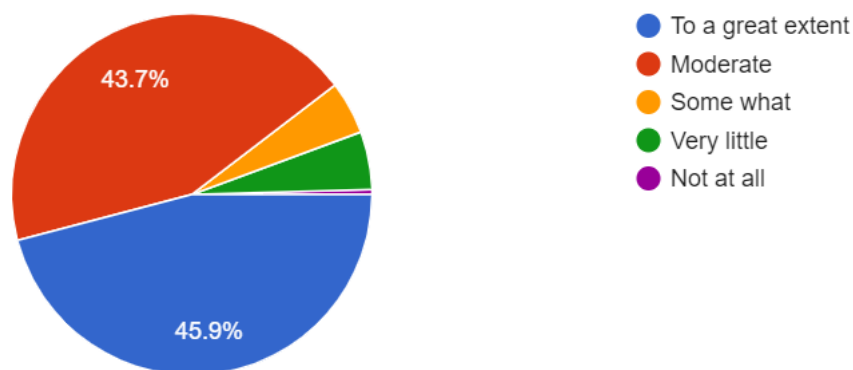
- Regarding this survey 60% students mentioned that teachers identify student's weakness and help them to overcome everytime. 26.1% of students have said that it is usually identified, 8% of students stated it occasionally identified, 4.1% of students stated rarely and 1.8% of the students expressed that the teachers are unable to identify their weekness.

15. The institution makes effort to engage students in the monitoring, review and continuous quality improvement of the teaching learning process.



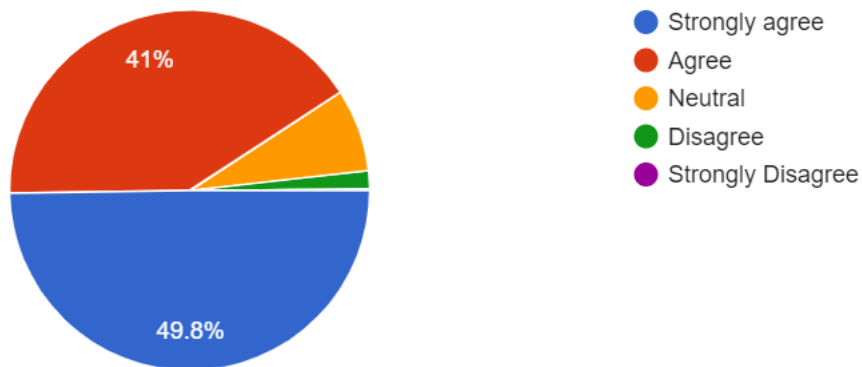
- Under this question the response from the 41.8% students strongly agree that institution makes effort to engage students in the monitoring, review and continuous quality improvement of the teaching learning process, 48% students agree, 8.9% students are neutral, 1.3% students disagree and none of the students have strongly disagree regarding this.

16. The institute/ teachers use student centric methods, such as experiential learning, participative learning and problem solving methodologies for enhancing learning experiences.



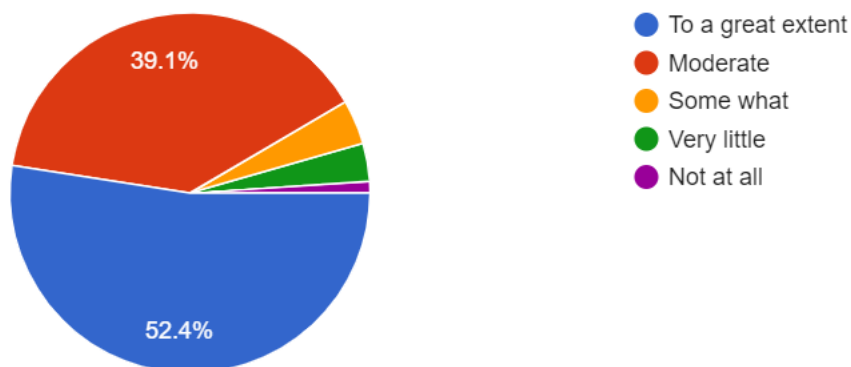
- Under this question, 45.9% of the students have said that the institute/teachers use student centric methods, such as experiential learning, participative learning and problem solving methodologies for enhancing learning experiences to a great extent, 43.7% students have responded moderately, 4.7% students stated to that it was used upto some extent, 5.2% students responded very little and 0.4% students responded that the student centric methods it was not used at all.

17. Teachers encourage you to participate in extracurricular activities.



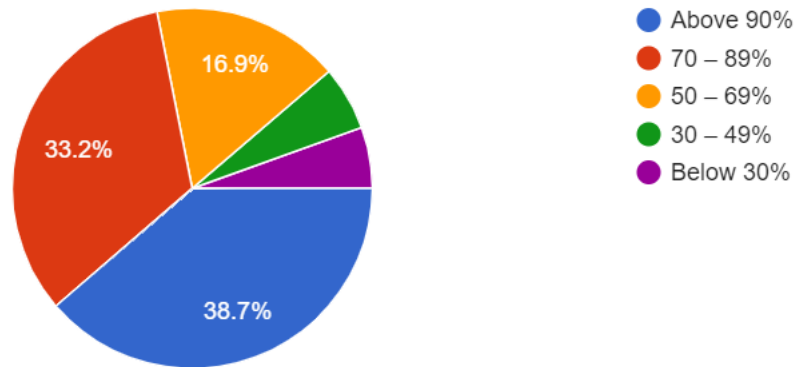
- 49.8% of the students have strongly agreed that teachers encourage to participate in extracurricular activities, 41% of the students have voted agreed, 7.4% students opinion was neutral, 1.6% of students have disagreed on same and none of the students have strongly disagreed on this point.

18. Efforts are made by the institute/ teachers to inculcate soft skills, life skills and employability skills to make you ready for the world of work.



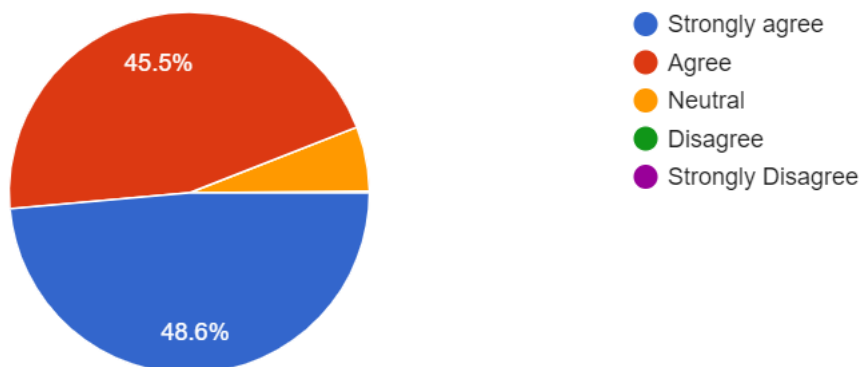
- Almost half of the students comprising of 52.4% have agreed to great extent that the institute/ teachers to inculcate soft skills, life skills and employability skills to make students ready for the world of work, 39.1% of students responded moderately, 4% of students opined to some extent, 3.4% of students responded very little, 1% of students responded not at all.

19. What percentage of teachers use ICT tools such as LCD projector, Multimedia, etc. while teaching.



- 38.7% of students stated that 90% above teachers use ICT tools such as LCD projector, multimedia, etc while teaching, 33.2% students responded that 70-89% teachers use ICT tools, 16.9% students voted in favour of 50-69%, 5.8% and 5.5% students have stated 30-49% and 30% below respectively.

20. The overall quality of teaching-learning process in your institute is very good.



- 48.6% of students have strongly agreed upon the overall quality of teaching learning process is very good, 45.5% of students have voted agree and remaining 5.8% of students are neutral towards this question.